

February 27, 2014

RESPONSIBLE CARE[®] INITIATIVE

Debra Phillips
Vice President, Responsible Care and Value Chain outreach



RESPONSIBLE CARE[®]
OUR COMMITMENT TO SUSTAINABILITY
25 YEARS



Responsible Care[®]

Our commitment to:

- Improve EHS&S performance and chemical management
- Build stakeholder relationships
- Report openly and transparently
- Improved efficiencies, lower operating costs
- Shared ethical and operational philosophies, linking suppliers and customers
- Provide a performance foundation for ACC policy advocacy



Responsible Care[®] at ACC

- Responsible Care implementation is an obligation of membership
- Unified approach for managing EHS&S issues, with emphasis on management systems
- CEO oversight
- Strong member-driven infrastructure ensures broad support
- Robust mutual assistance/peer learning processes

A Family of Performance Leaders



GOOD MOVE



Marathon Petroleum Corporation



CLARIANT



FMC Corporation

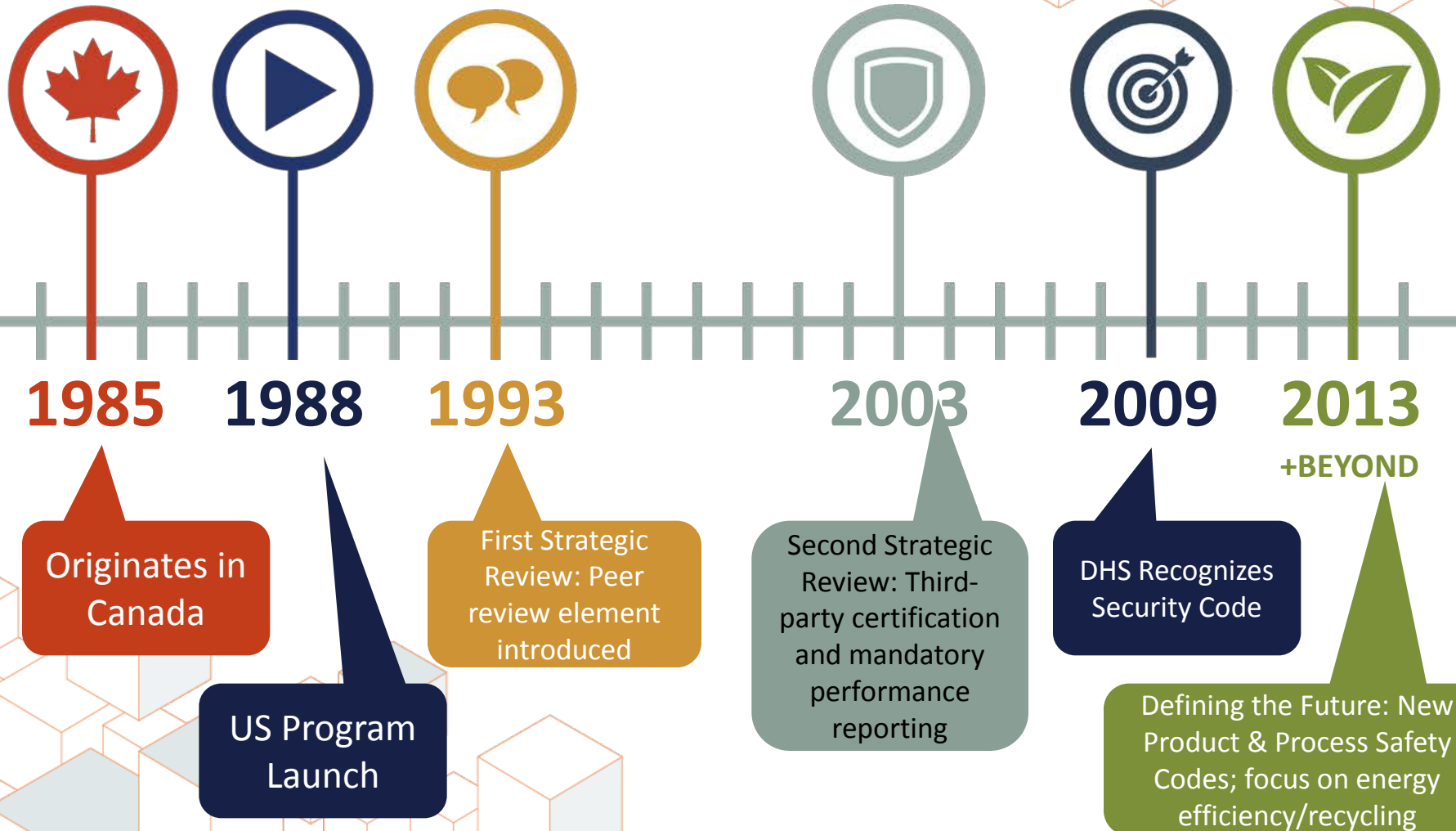


Shell Chemicals



DOW CORNING

Responsible Care[®]: 25 Years of Continuous Improvement





ACC Responsible Care[®] Requirements for Companies

- Guiding Principles
- Responsible Care Management System[®]
- Third-Party Certification
- Areas of Emphasis (Codes)
 - Security Code
 - Process Safety Code
 - Product Safety Code
- Performance Reporting

Third-Party Certification to RCMS® or RC14001® Plus Codes

TECHNICAL SPECIFICATION OPTIONS

RCMS CERTIFICATION

Audit HQ and sample of facilities
ONCE per 3 year cycle

Good choice if company has limited
certification experience

Offers a comprehensive
system with increased flexibility
developed specifically for the
chemical industry

Provides single RCMS certificate

Will meet ACC certification
requirement

Companies may choose a mix of RCMS/RC14001 at HQ and facilities

Companies may change certification option during next cycle

RC14001 CERTIFICATION

Audit of HQ and sample of facilities,
initial audit plus surveillance audits
annually during 3 year cycle

Good choice if company currently
has other ISO certifications

Starts with a broadly accepted
environmental system, ISO 14001,
and then integrates other
Responsible Care elements.

Provides two certificates -
RC14001 and ISO 14001

May meet customer certification
requirements

Performance Reporting

Reported Annually

Database allows for on-line reporting

ACC publicly posts results

Environment

1. Hazardous Air Pollutant Releases to Air
2. SOx and NOx Emissions
3. Net Water Consumption

Energy

4. Greenhouse gas intensity
5. Energy efficiency

Process safety

6. Number and severity of process safety incidents

Occupational Safety

7. OSHA Incidence rates
8. Fatalities

Distribution

9. Number of DOT reportable distribution incidents

Product stewardship and supply chain

10. Responsible Care Partner consideration
11. Product Stewardship – public availability of product safety information

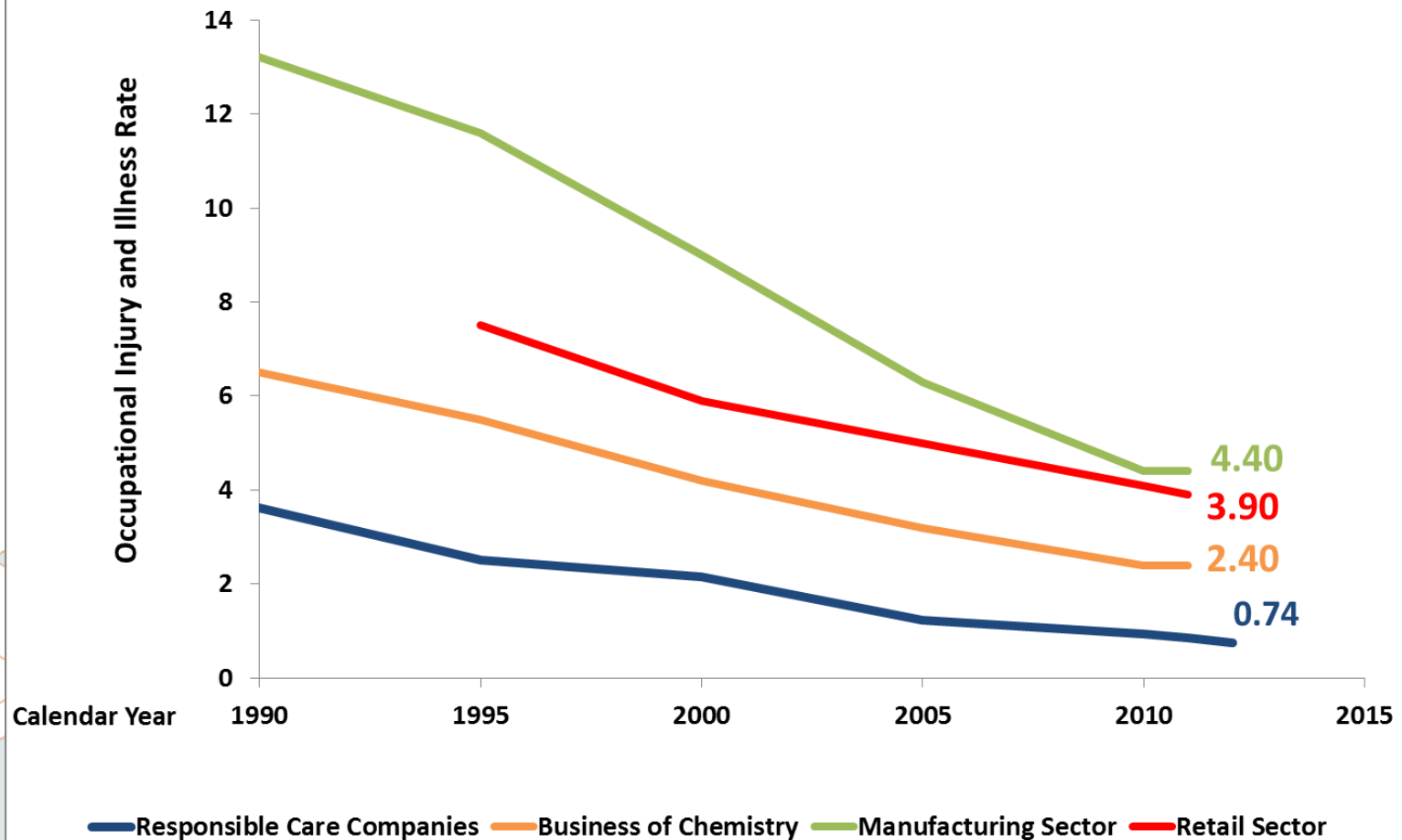
Outreach and Accountability

12. Certification of Responsible Care Management System
13. Code Implementation Status

2013 Performance Highlights

Occupational Safety

Recordable Injury and Illness Incidence Rates: Manufacturing Sector, Retail Sector, the Business of Chemistry and Responsible Care Companies

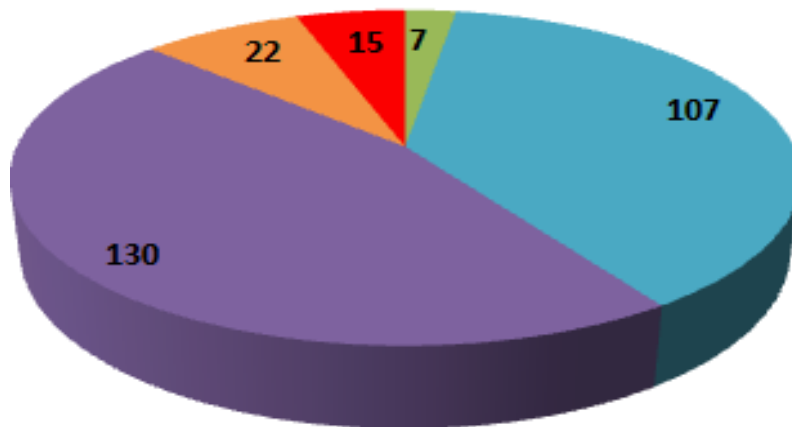


2013 Performance Highlight

Process Safety

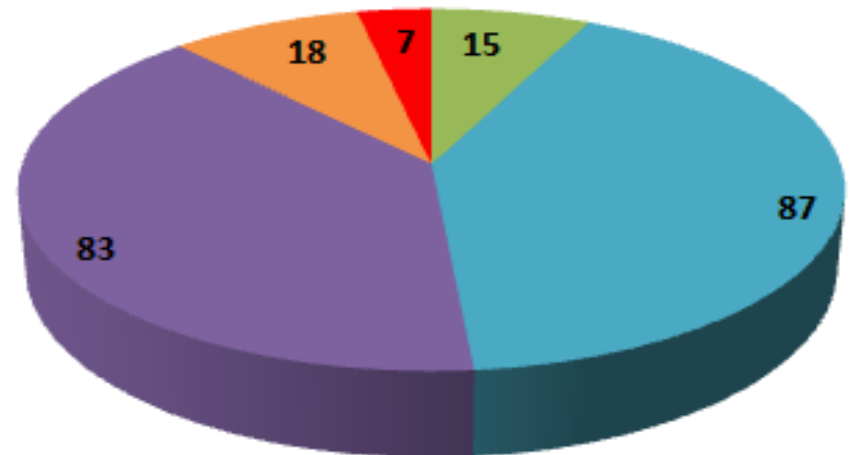
2011

281 Total Incidents



2012

210 Total Incidents



- Number of Incidents with a Severity Rating of Negligible
- Number of Incidents with a Severity Rating of 4
- Number of Incidents with a Severity Rating of 3
- Number of Incidents with a Severity Rating of 2
- Number of Incidents with a Severity Rating of 1

2011 to 2012 Calendar Year
26% Reduction in Total Incidents

- Level 1 – 53% reduction
- Level 2 – 18% reduction
- Level 3 – 36% reduction
- Level 4 – 19% reduction



Security Code

1. Leadership commitment
2. Analysis of Threats, Vulnerabilities and Consequences
3. Implementation of Security Measures
4. Information and Cyber-Security
5. Documentation
6. Training, Drills and Guidance
7. Communications, Dialogue and Information Exchange
8. Response to Security Threats
9. Response to Security Incidents
10. Audits
11. Third-Party Verification
12. Management of Change
13. Continuous Improvement



Security Code Benefits

- State and local recognition of Security Code in lieu of regulatory requirements
- Expedited customs procedures for ACC companies under Customs-Trade Partnership Against Terrorism (C-TPAT) Program
- Alternate Security Plan (ASP) for use under Maritime Transportation Security Act (MTSA)
- Alternate Security Plan (ASP) under CFATS regulation
- Security Code approved as an anti-terrorism “technology” by Department of Homeland Security under the SAFETY Act





RESPONSIBLE CARE
OUR COMMITMENT TO SUSTAINABILITY

PROCESS SAFETY CODE

1. Leadership and Culture
2. Accountability
3. Knowledge, Expertise and Training
4. Understand and Prioritize Process Safety Risks
5. Comprehensive Process Safety Management System
6. Information Sharing
7. Monitor and Improve Performance

Process Safety Code



- Codes include practices applicable to both HQ and facilities
- Incorporates learnings from high-visibility events over the past decade such as:
 - BP Texas City
 - Deepwater Horizon
- Heavily focused on culture, systems and measurement, in a P-D-C-A format
- Addresses several “hot button” legislative/regulatory issues, including “inherently safety approaches”



Capitol Hill roll-out event demonstrated commitment to product safety: raised Responsible Care profile & strengthened ACC position on TSCA reform

A Competitive Advantage



THE U.S. CHEMICAL
INDUSTRY
INVESTED NEARLY
\$15 BILLION
IN ENVIRONMENTAL,
HEALTH, SAFETY AND
SECURITY PROGRAMS IN 2012

RESPONSIBLE CARE COMPANIES
VOLUNTARILY TRACK PROCESS
SAFETY INCIDENTS AND HAVE
REDUCED THEIR OCCURRENCE BY
58 PERCENT
SINCE 1995



5X

RESPONSIBLE CARE COMPANIES
HAVE A WORKER SAFETY RATE
FIVE TIMES
BETTER THAN THE U.S.
MANUFACTURING SECTOR AS A
WHOLE, AND ALMOST THREE
TIMES BETTER THAN THE
BUSINESS OF
CHEMISTRY OVERALL



RESPONSIBLE CARE
COMPANIES HAVE REDUCED
RECORDABLE INJURY AND ILLNESS RATES BY
79 PERCENT
SINCE 1990



RESPONSIBLE CARE
COMPANIES REDUCED
HAZARDOUS RELEASES
TO THE AIR, LAND
AND WATER BY
76 PERCENT
FROM 1988 TO 2011

ACC MEMBER COMPANIES
INVESTED ALMOST
\$13 BILLION
TO FURTHER ENHANCE
SECURITY AT THEIR
FACILITIES OVER
THE LAST DECADE

RESPONSIBLE CARE
COMPANIES HAVE IMPROVED THEIR
ENERGY EFFICIENCY BY MORE THAN
17 PERCENT
SINCE 1992



58%
SINCE 1995,
RESPONSIBLE
CARE COMPANIES
HAVE DECREASED
DISTRIBUTION
INCIDENTS BY
58 PERCENT

RESPONSIBLE
CARE COMPANIES
HAVE REDUCED
THEIR GREENHOUSE GAS
INTENSITY BY MORE THAN
18 PERCENT
SINCE 1992



ALL OF THE MORE THAN
240 COMPANIES
TAKING PART IN RESPONSIBLE
CARE IN THE UNITED STATES
UNDERGO HEADQUARTERS
AND FACILITY AUDITS
TO ENSURE THEY HAVE A
STRUCTURE AND SYSTEM IN PLACE TO
VERIFY PERFORMANCE

Comprehensive Voluntary Industry Performance Programs Deliver...

Public
commitment to
performance
excellence

Systematic,
measurable
performance
improvement
across an
entire industry
sector

Backstop or
blueprint for
legislative/
regulatory
action on
EHS&S issues

Performance
foundation for
constructive
advocacy

Thank you



RESPONSIBLE CARE®
OUR COMMITMENT TO SUSTAINABILITY
25 YEARS

