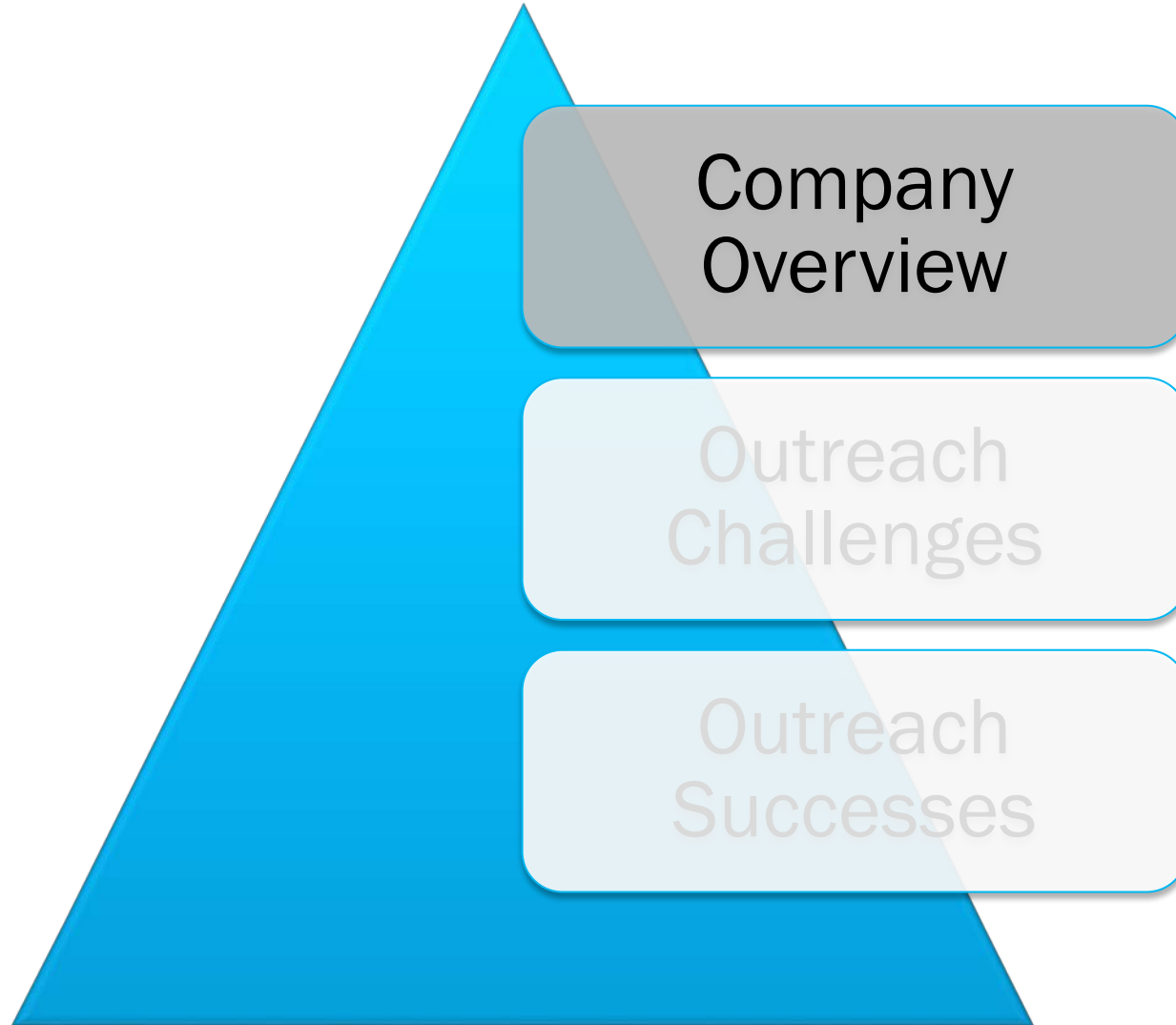




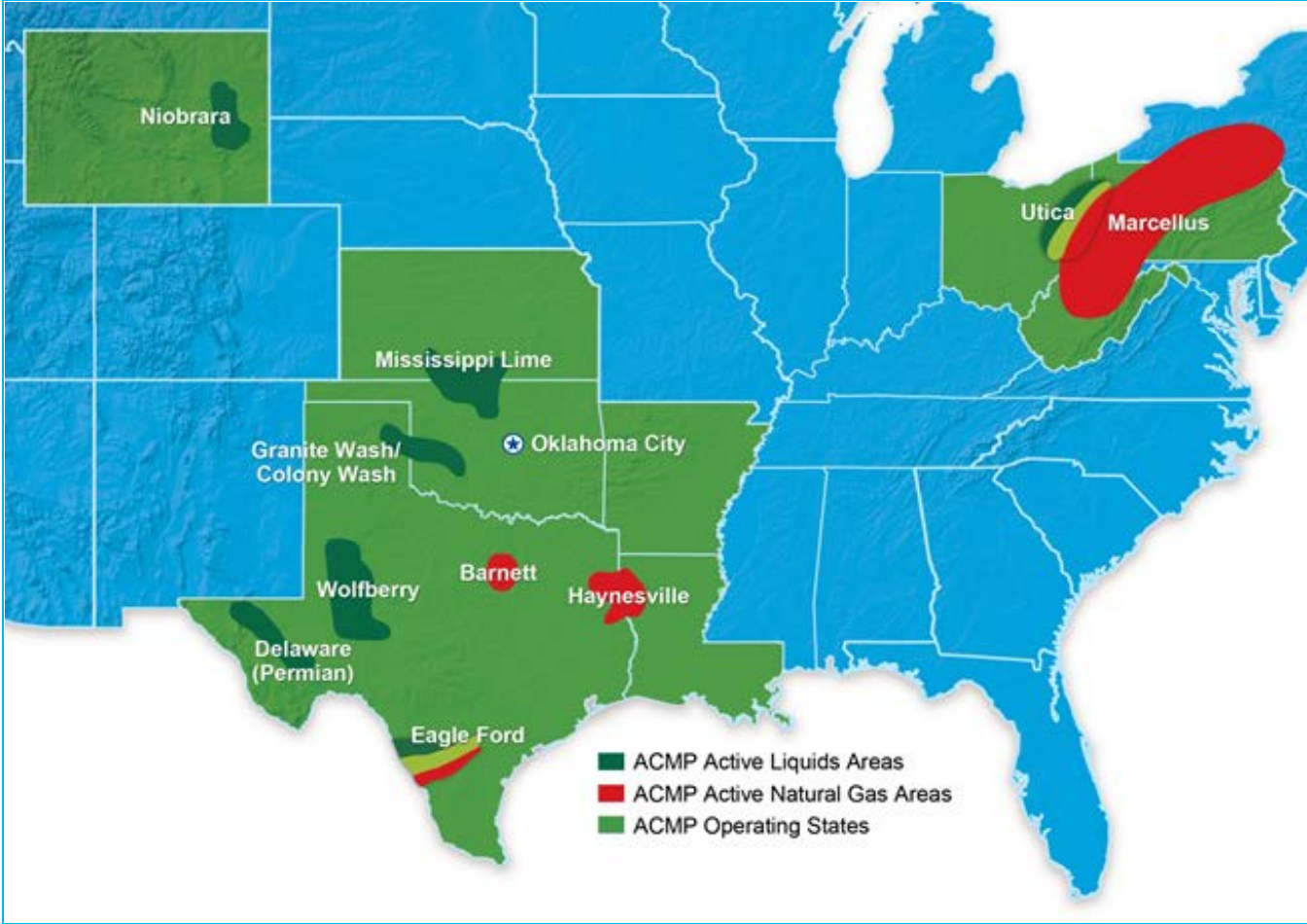
PUBLIC AWARENESS: SUCCESSES AND CHALLENGES JUNE 19-20, 2013

**CATREANA MCMULLEN, COORDINATOR
DAMAGE PREVENTION AND PUBLIC AWARENESS**





ABOUT ACCESS MIDSTREAM




- Natural gas gathering pipeline
- Approximately 6,000 miles of pipeline
- Currently operate in twelve states

COMMITMENT TO EXCELLENCE

- Every day, across every part of our business, Access is committed to safety and environmental excellence
- Every day, we commit to:
 - Excellence
 - Safety
 - Environment
 - Community Focus
 - Continuous Improvement



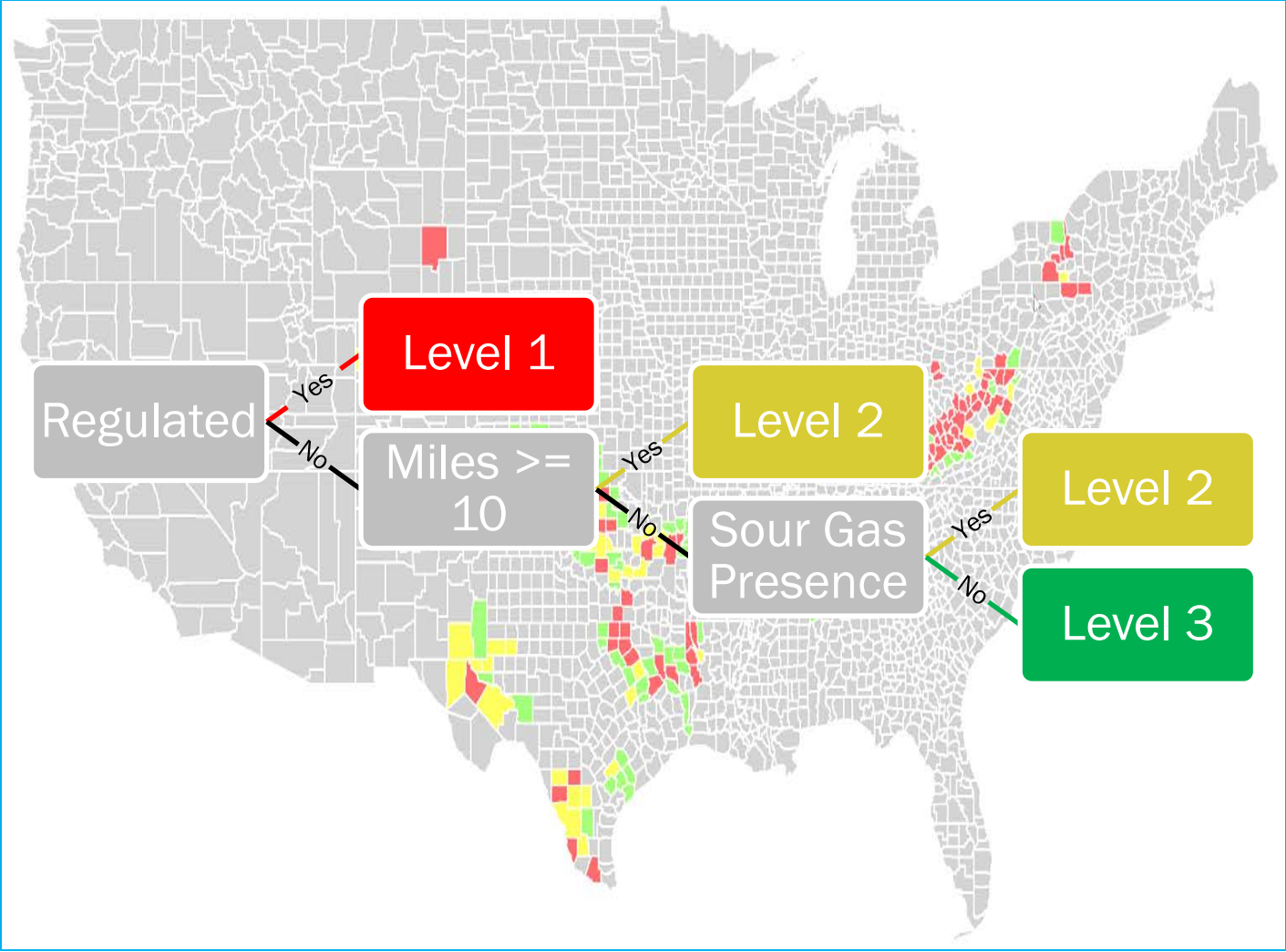
2012 ANNUAL REPORT

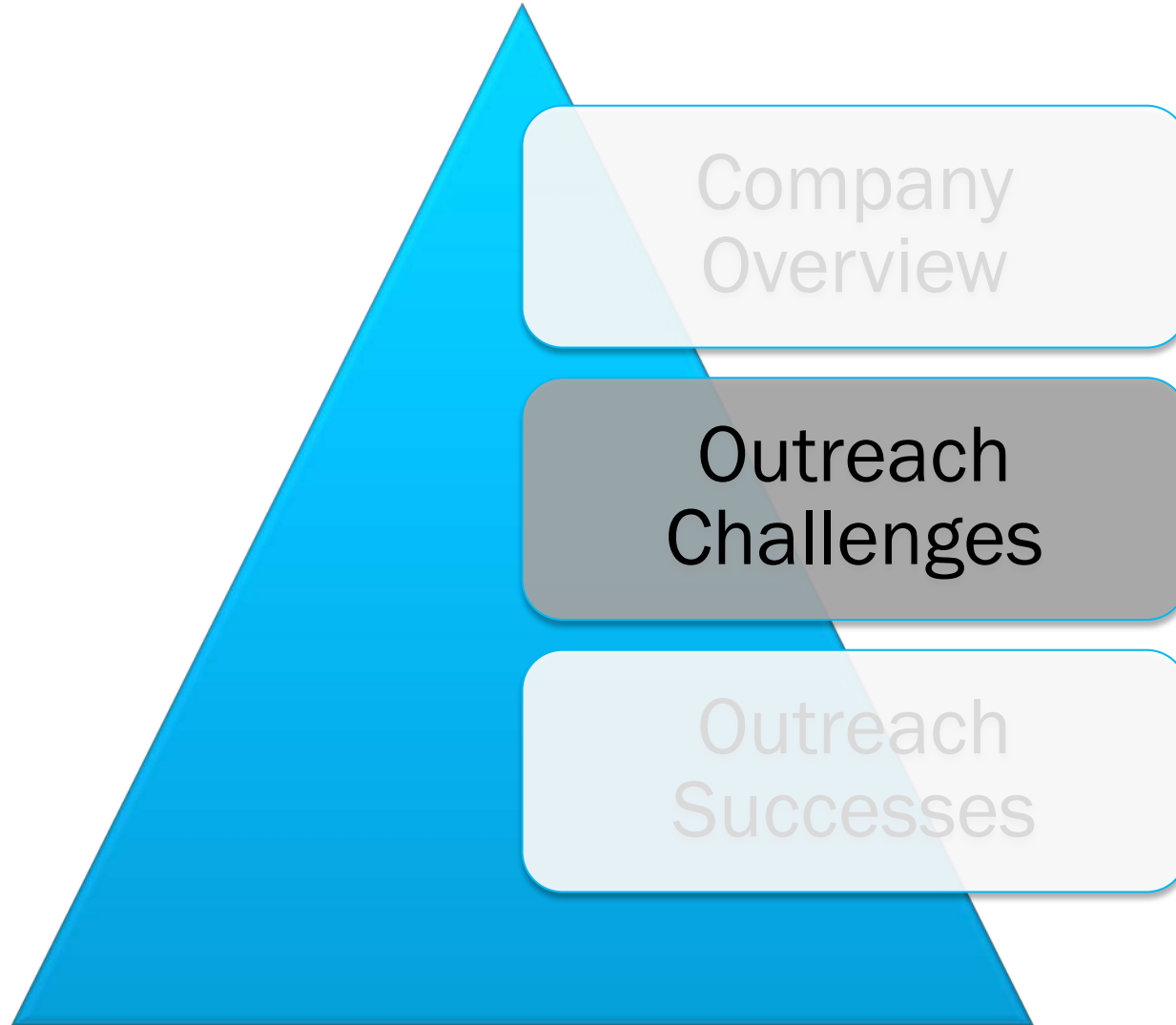


- “You See It, You Own It”
- Shared responsibility across the company
- Goes beyond the workplace
- Includes Damage Prevention and Public Awareness

OUTREACH STRATEGIES

- Regulated assets
- Non-regulated assets
- Focused outreach





OUTREACH CHALLENGES

- Create a culture of trust
- Increase public support of pipelines
- Engage in meaningful outreach

PUBLIC AWARENESS OUTREACH



Mailing Campaign



Collaborative



Supplemental

PUBLIC AWARENESS OUTREACH

■ Mailing Campaigns

- Mass coverage
- Message retention and understanding difficult to measure
- Risk of communication saturation

■ Collaborative Programs

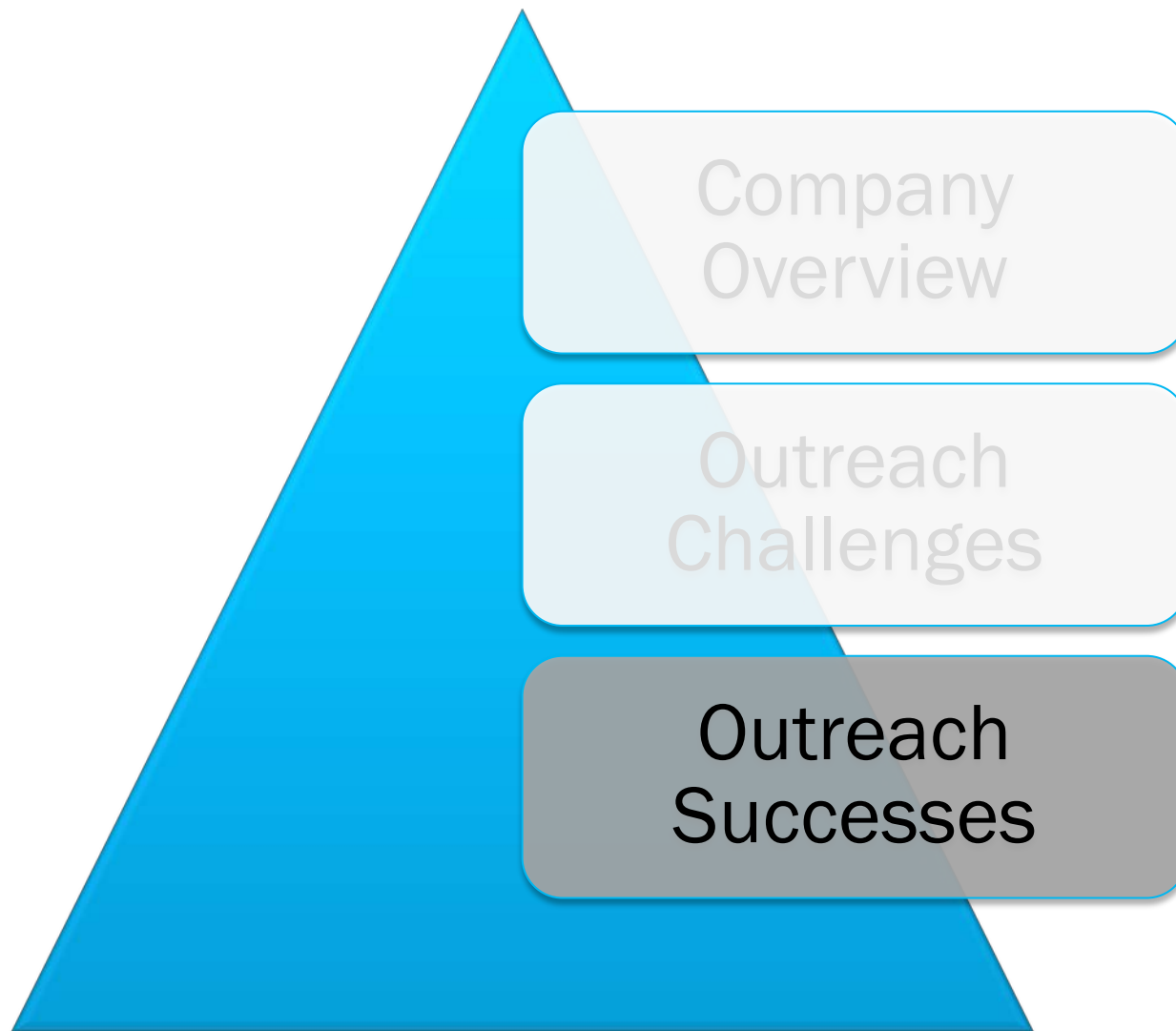
- Shared events with other operators
- Convenient “one stop shopping”
- Diluted message / generalized

■ Supplemental Events

- Custom to specific assets / area
- Focused messages
- Partnership opportunities



**Seize this opportunity
to build relationships!**



OUTREACH SUCCESSES

- Create a culture of trust
- Increase public support of pipelines
- Engage in meaningful outreach

OUR PARTNERS



Emergency Officials



Excavators



Public Officials



Educational Institutions

SHARED PROGRAMS



Fire Academies



Excavator Workshops



SPECIAL EVENTS



School Programs



EDUCATIONAL INSTITUTIONS

Pipeline Safety and Awareness for FFA students

Agricultural
Safety

**FB OKLAHOMA
FARM BUREAU**
**ACCESS
MIDSTREAM**

Teacher Edition
www.okdmc.com
800-654-4502

CIMC

13-28431 AG1049



OUTREACH MATERIAL

EMERGENCY RESPONSE TIPS

Oklahoma Incident Resource Hotline: 800-800-2481

BRINGED TO YOU BY

TACTICAL CONSIDERATIONS

STRUCTURAL

- Establish and take command — use ICS
- Implement L.E.C.S.
 - Lookouts
 - Communications
 - Escape Routes
 - Safety Zones
- Perform a size-up, assess the situation and survey the area and terrain
- Evaluate life hazards — the need for evacuation and search and rescue
- Plan your fire attack
 - Offensive → Interior
 - Marginal → Rescue
 - Defensive → Exterior
- Prepare fire attack — ventilation
- Ready water supply — exposures
- Establish Rapid Intervention Team (RIT)
- Complete a Personnel Accountability Report (PAR)
- Have rehab available — EMS on standby
- Call for assistance

For printable copies of ICS forms, go to fema.gov/pdf/emergency/nims/ics_forms_2010.pdf.

PIPELINE OR FACILITY EMERGENCY

Assessment

- Park and approach upwind from the location
- DO NOT park over manholes, storm drains or low-lying areas
- DO NOT drive or walk through vapor clouds or liquids
- ELIMINATE ignition sources
- DO NOT create a spark anywhere near the incident, pipeline route or areas of product migration
- BE AWARE of gas or vapor migration

Site Control

- Establish command
- Include a pipeline representative in the IC
- Only allow entry to authorized responder and pipeline personnel
- Stage equipment based on atmospheric conditions

Protect People and Property

- Establish isolation zones
- Rescue and evacuate as needed
- Secure the area with barricades
- Protect secondary exposures, and coordinate isolation operations
- pipeline personnel to limit the spread of fire

ORGANIZING A LARGE WILDLAND FIRE

- Recognize that the situation is rapidly expanding beyond the initial attack.
- Establish and take command — use ICS
- Determine objective, strategies and tactics
- Organize the incident into geographical division/functional groups and assign a supervisor to each
- Develop a communications plan
- Order necessary resources and provide time needed and check-in location (i.e. staging area, base camp, I.C.P. division/group and helibase)
- Prepare to brief incoming personnel on their assignments
- Assign resources to a division
- Track resources for accountability (Consider use of ICS-201 Form)
- Continue to size-up the incident and make organizational adjustments as needed

Minimize Home Ignition Once Flaming Front Passes

Areas where wind-blown embers can collect and cause a structure to ignite include:

- Open crawl spaces under decks or porches where leaves, pine needles or grass accumulate

How are you utilizing focus groups?

TACTICAL COMMAND BOARD

Date: _____ Location/Incident Type: _____

Command Post Location: _____ Staging Location: _____ Safety Officer: _____

Impacted Facilities: Electric _____ Pipeline _____ Other: _____ Has the utility/pipeline operator been notified? Yes No Pipeline Operator Contact: _____ Has 811 been notified? Yes No

Scene Diagram

Response Checklist

Mark this when task is complete

- Establish command — use ICS
- Implement L.E.C.S.
 - Lookouts
 - Escape Routes
 - Communications
 - Safety Zones
- Perform a size-up
 - Assess the situation
 - Survey the area/terrain
- Determine if hazardous materials (hazmat) are involved
 - Yes
 - No
- Assign a safety officer
- PPE in place
- Establish search and rescue efforts
 - Primary
 - Secondary
- Determine fire attack
 - Offensive
 - Marginal
 - Defensive
- Find ventilation
 - Exposures identified
- Determine water supply
 - Assess fuel load
 - Assess weather conditions
- Access area involved
 - Evacuation
- Establish Rapid Intervention Team (RIT)
- Complete Personnel Accountability Report (PAR)
 - Complete every 20 minutes
- Have rehab available
 - EMS on standby
- Call for assistance
- Start ICS 201

Communications

Channel/Frequency _____ Use/Comments _____

Exposures and Quadrants Diagram

Command/Apparatus Assignments

Side/group/division:				
Name/officer:				
Units assigned/location:				
Entry time/last safety check:				



TURN CHALLENGES INTO SUCCESSSES

Create a
Culture of
Trust

Become Involved with
Stakeholder Associations

Build Public
Support

Get Involved with Your
Community

Meaningful
Engagement

Build Programs Around
Your Stakeholders' Needs

PublicAwareness@AccessMidstream.com

855-255-2406

AccessMidstream.com/Safety



facebook.com/SafetyUnderground